


A vertical decorative bar is located on the left side of the page. It is composed of three segments: a grey top segment, a yellow middle segment, and a teal bottom segment.

# ***SIBUR FIELD TRIP: TOBOLSK PRODUCTION SITE***

---

3-4 October 2013




# DISCLAIMER



The information contained herein pertaining to SIBUR (the "Company") has been provided by the Company solely for use at this presentation. By attending this presentation, or by reading these presentation slides, you agree to be bound by the limitations set out below. This presentation does not constitute or form part of, and should not be construed as, an offer, solicitation or invitation to sell or issue, or any solicitation of any offer to purchase or subscribe for, any securities of the Company, nor shall any part of it nor the fact of its distribution form part of, or be relied on in connection with, any contract or investment decision relating thereto.

No representation or warranty, either express or implied, is made as to, and no reliance should be placed on, the fairness, accuracy, completeness, correctness or reliability of the information contained herein. It should not be regarded by recipients as a substitute for the exercise of their own judgment. The Company accepts no responsibility for any losses howsoever arising, directly or indirectly, from this presentation or its contents. The material contained in this presentation is presented solely for information purposes and is not to be construed as providing investment advice. As such, it has no regard to the specific investment objectives, financial situation or particular needs of any recipient. There may be material variances between estimated data set forth in this presentation and actual results, and between the data set forth in this presentation and corresponding data previously published by or on behalf of the Company.

This presentation contains forward-looking statements, including (without limitation) statements containing the words "anticipates," "expects," "intends," "may," "plans," "forecasts," "projects," "will," "would", "targets," "believes" and similar words. These statements are based on the current expectations and projections of the Company about future events and are subject to change without notice. All statements, other than statements of historical fact, contained herein are forward-looking statements. Forward-looking statements are subject to inherent risks and uncertainties, such that future events and actual results may differ materially from those set forth in, contemplated by or underlying such forward-looking statements. The Company may not actually achieve or realize its plans, intentions or expectations. There can be no assurance that the Company's actual results will not differ materially from the expectations set forth in such forward-looking statements. Factors that could cause actual results to differ from such expectations include, but are not limited to, the state of the global economy, the ability of the petrochemical sector to maintain levels of growth and development, risks related to petrochemical prices and regional political and security concerns. The above is not an exhaustive list of the factors that could cause actual results to differ materially from the expectations set forth in such forward-looking statements. The Company and its Affiliates are under no obligation to update the information, opinions or forward-looking statements in this presentation.



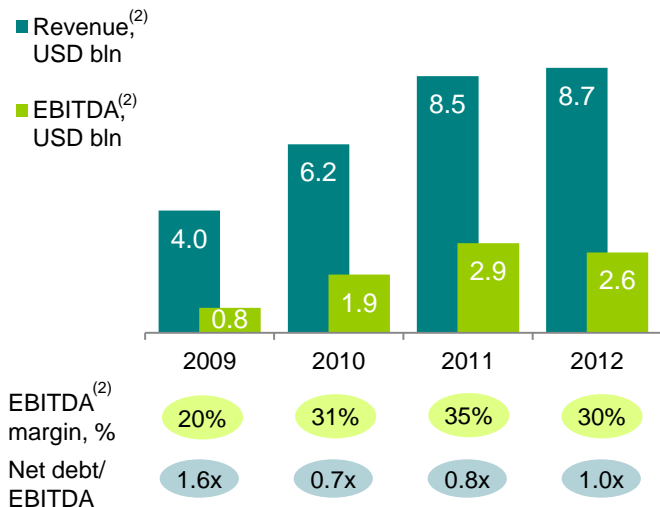
## 1. SIBUR At A Glance

2. Our Strategy
3. Tobolsk Production Site Is Core To Our Strategy
4. Vocabulary

# SIBUR AT A GLANCE

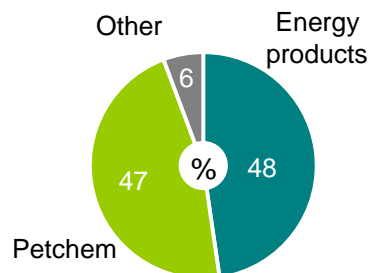


## Financial Performance<sup>(1)</sup>

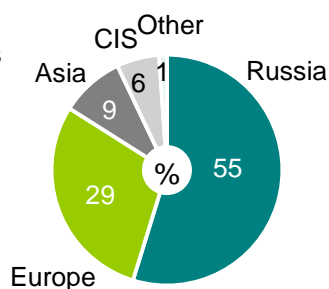


## SIBUR Revenue Breakdown (2012)

### By Product



### By Region



- ✓ **Unique integrated gas processing & petrochemicals** company
- ✓ **Leader in both** gas processing and petrochemicals industries in Russia
- ✓ **Diverse range of products** sold to multiple geographies and customers
- ✓ **Prudent and disciplined financial** policy, sustained in the market downturn
- ✓ One of the **highest rated** private companies in the region
- ✓ Shareholders with **established track record in international capital markets**

## Key Facts

- 27<sup>(3)</sup> production sites in Russia
- Over 28,000 employees
- Russia's largest APG processor with a 56%<sup>(4)</sup> share of total processed volumes
- Russia's largest LPG producer with a 32%<sup>(5)</sup> share of total country's production
- Russia's largest MTBE producer with a 36% share of total country's production<sup>(5)</sup>
- Share of Russia's synthetic rubbers production: BR – 33%, SBR – 61%, SBS – 100%<sup>(5)</sup>
- 37%<sup>(5),(6)</sup> of polypropylene and 41%<sup>(5)</sup> of Russia's total LDPE production
- Currently rated Ba1 (Moody's) / BB+ (Fitch) with no history of downgrades throughout 2008/09 crisis

### Notes:

(1) All financial figures for SIBUR in this presentation for the years of 2009-2012 are based on combined financial information, which excludes the results of the mineral fertilisers and tyres businesses, which were divested by SIBUR in December 2011, for all reporting periods.

(2) SIBUR's reporting currency is Russian rouble. Figures have been translated from RR to USD at average FX rates for the respective periods.

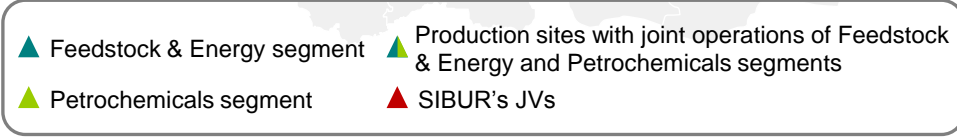
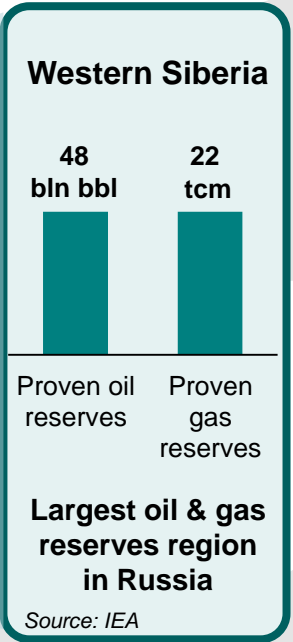
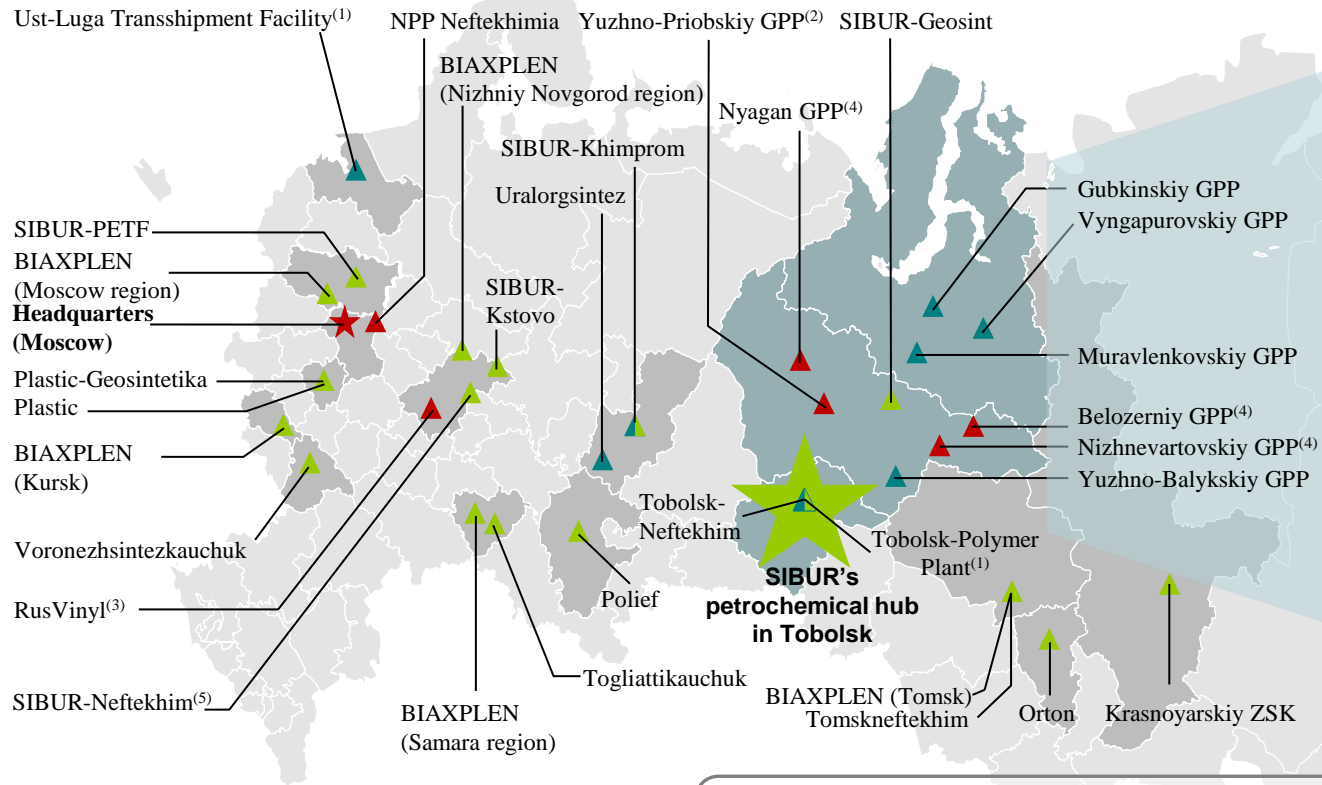

(3) Including three gas processing plants (GPPs) operated by OOO Yugragazpererabotka, our JV with RN Holding (formerly TNK-BP Holding), which we do not consolidate from the second quarter of 2013.

(4) Central Dispatch Department of the Fuel & Energy Complex, for FY 2012.

(5) Petromarket, Kortes, Market Report, Alliance Analytics, Russian Association of Synthetic Rubbers Producers, company data, for FY 2012.

(6) Including 100% of NPP Neftekhimia production.

# EXTENSIVE ASSET BASE THROUGHOUT RUSSIA



Notes:

(1) Investment project.

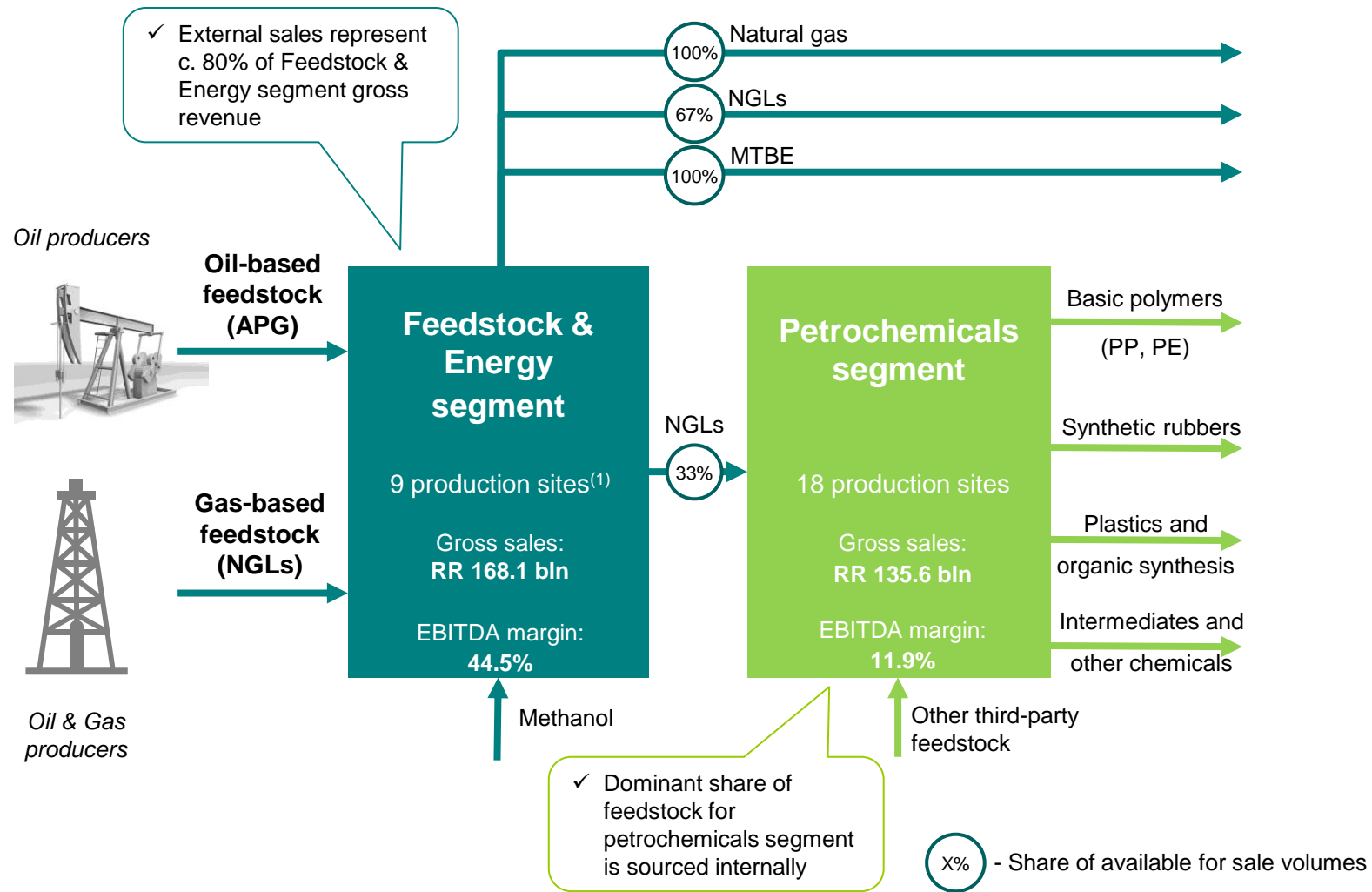
(2) Investment project, JV with Gazprom Neft Group.

(3) Investment project, JV with SolVin Holding Nederland B.V.

(4) Part of OOO Yugragazpererabotka, JV with TNK-BP. On 30 July 2013, TNK-BP was renamed to RN Holding following the acquisition by Rosneft.

(5) Including three production sites.


# SIBUR'S UNIQUE VALUE CHAIN FROM FEEDSTOCK PROCESSING TO PETROCHEMICALS



**Notes:**

All figures based on 2012 financials.

(1) Including three GPPs operated by OOO Yugragazpererabotka, JV with RN Holding (formerly TNK-BP Holding).



1. SIBUR At A Glance

**2. Our Strategy**

3. Tobolsk Production Site Is Core To Our Strategy

4. Vocabulary

# STRATEGIC OBJECTIVES



## Cement long-term access to feedstock

- Strengthen cooperation with oil and gas companies by offering efficient by-product utilisation services through JVs and multi-year contracts
- Expand APG and NGLs processing capacity and infrastructure in Western Siberia

## Monetise stranded feedstock through petrochemicals

- Develop large-scale petrochemicals production capacity close to feedstock base in Western Siberia to capitalise on strong cost advantage for basic polymers
- Achieve more balanced business model through reduction of exposure to volatile global energy markets

## Capture domestic growth opportunities

- Enhance position on the domestic petrochemicals market to benefit from
  - Growth in per-capita consumption
  - Replacement of conventional materials by petrochemical products
  - Import substitution

## Pursue operational excellence

- Cost control
- Streamline and integrate asset base
- Enhance business processes and functions, upgrade IT infrastructure
- Prioritisation of investment opportunities and focus on projects with best strategic fit and industry-leading returns

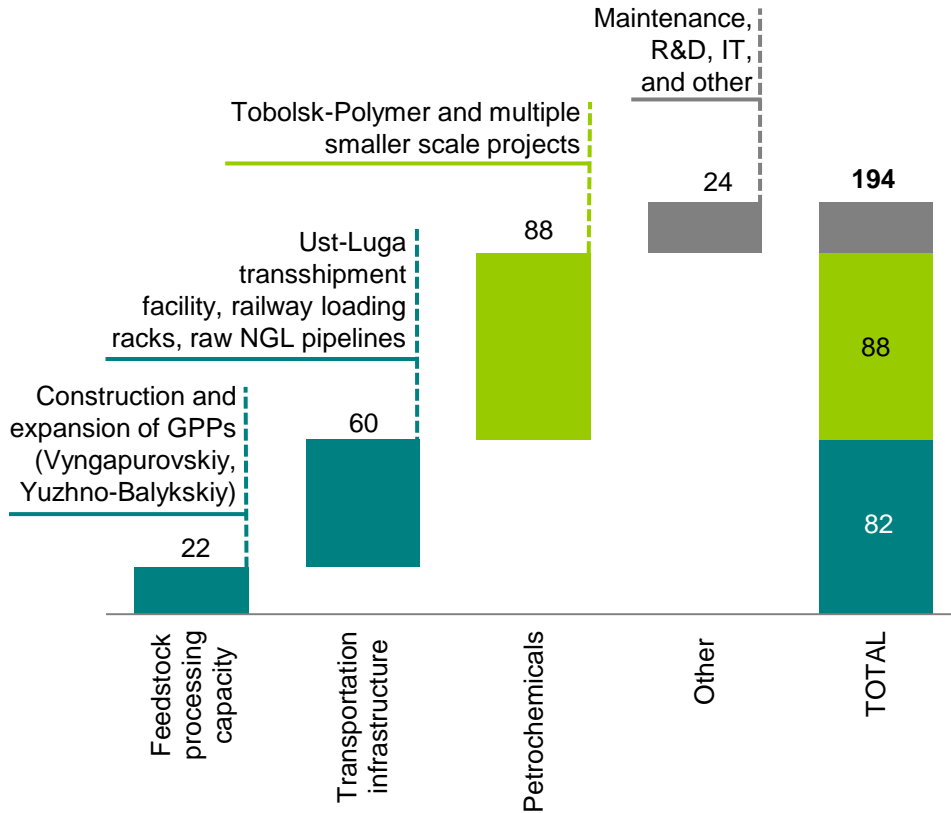


# INVESTMENT PROGRAMME DESIGNED TO MEET STRATEGIC GOALS



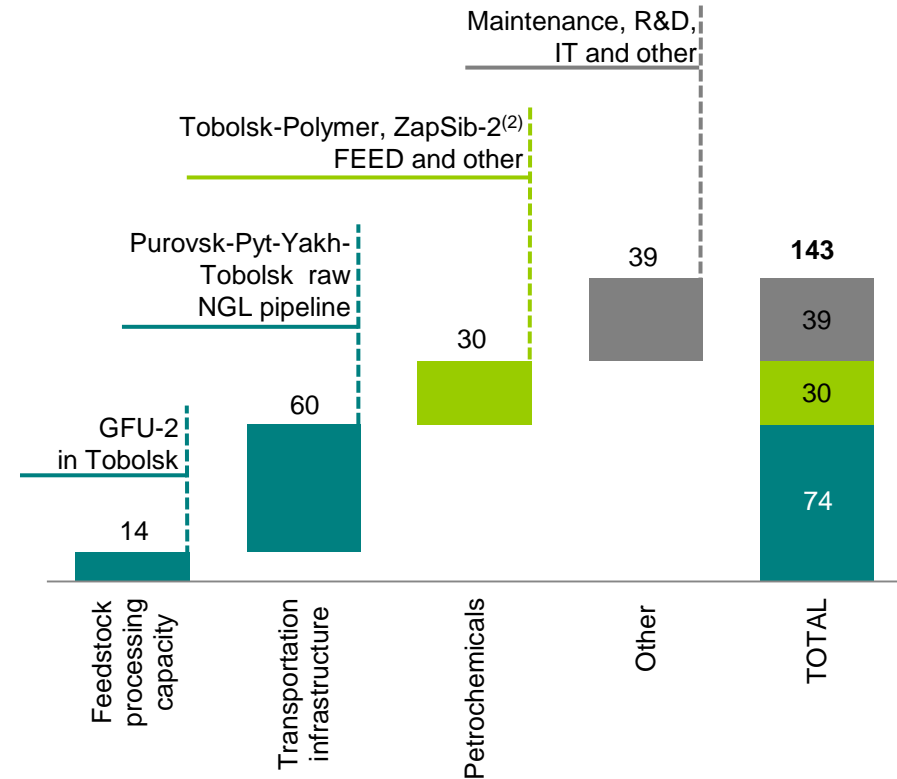
2009 – 2012A

RR bln (excl. VAT)



2013 – 2016E<sup>(1)</sup>

RR bln (excl. VAT)



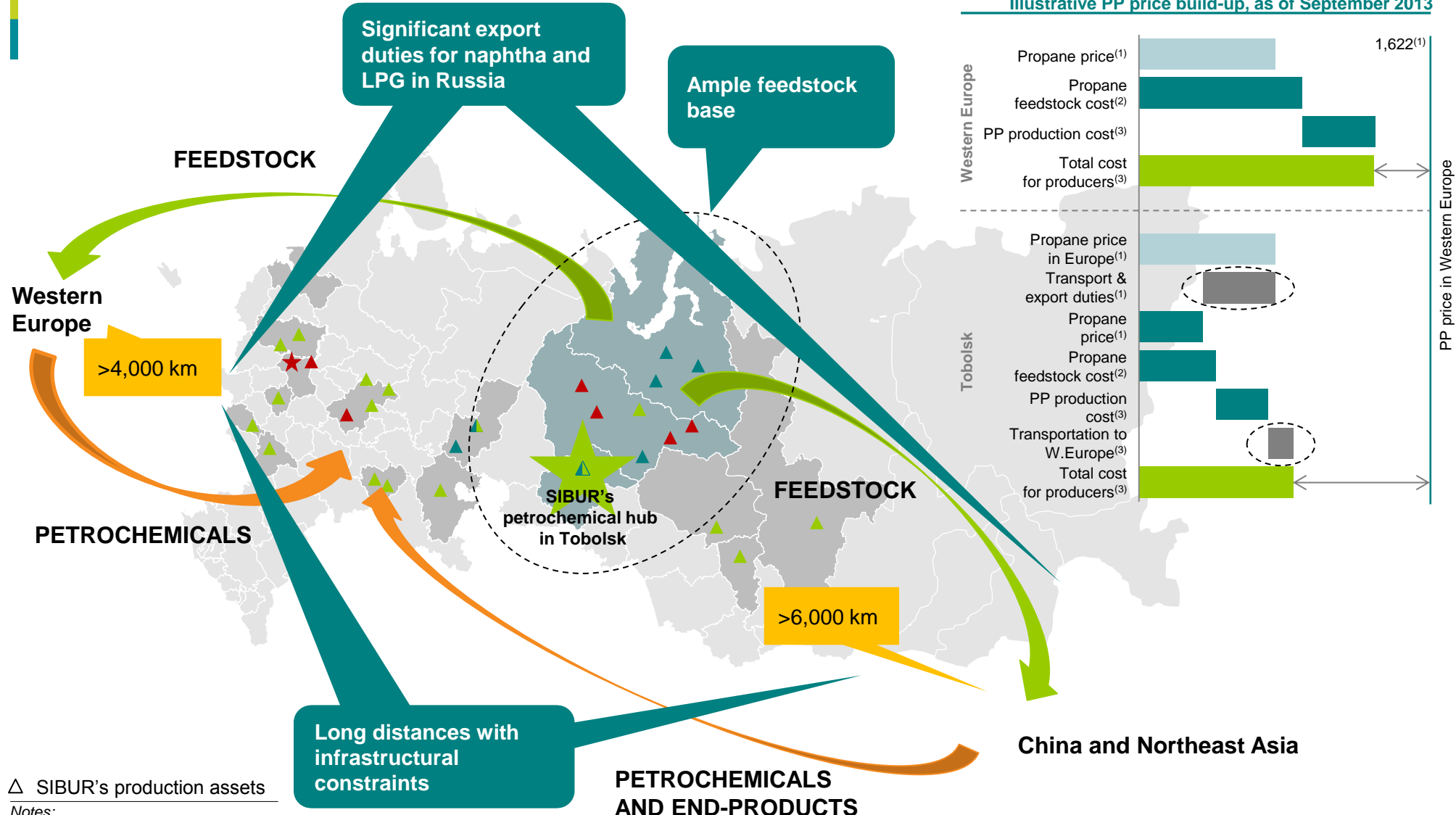
**RR 74 bln (excl. VAT) investment programme approved by SIBUR BoD for 2013**

Source: Company data

Notes:

- (1) Includes only investment projects approved by the Group's Investment Committee. In addition, SIBUR is evaluating a number of projects which are at various stages of review. Therefore, the actual amount of capital expenditure that the Group may incur may exceed the amounts that have been formally approved.
- (2) Decision on the "ZapSib-2" project is expected after completion of the FEED stage, no earlier than the second half of 2013.


# TOBOLSK PRODUCTION SITE IS CORE TO OUR STRATEGY



△ SIBUR's production assets

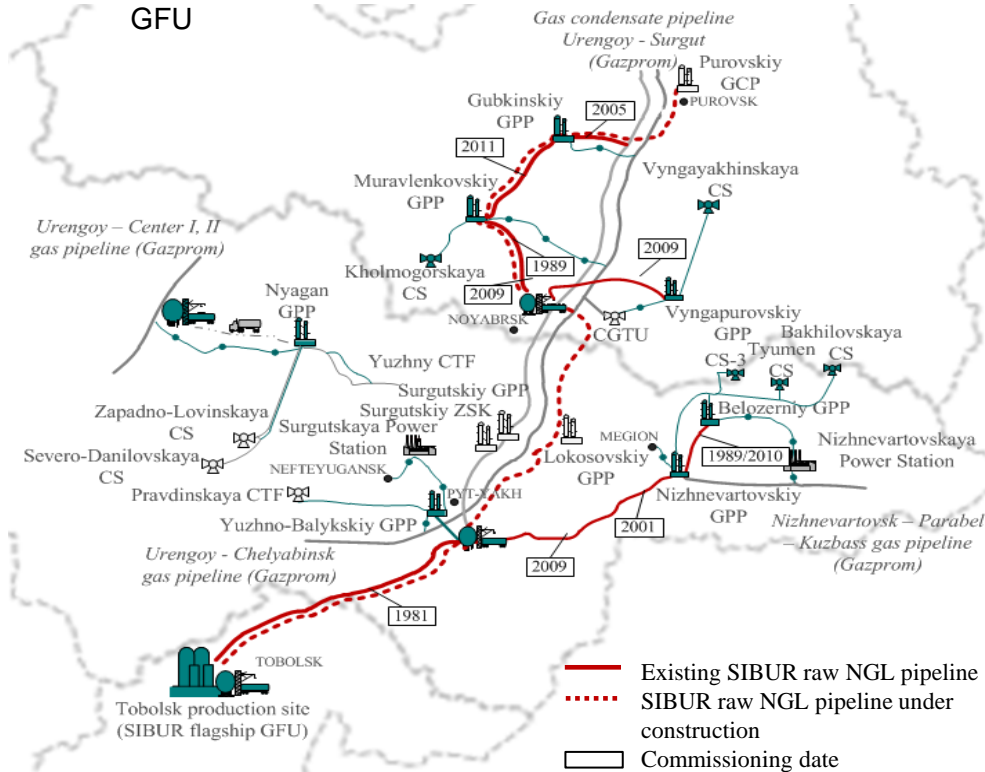
Notes:  
 (1) USD per tonne  
 (2) USD per tonne of polypropylene, assuming LPG consumption ratio of 1.2x  
 (3) USD per tonne of polypropylene

# EXTENSIVE TRANSPORTATION INFRASTRUCTURE SUPPORTS EFFICIENT FEEDSTOCK SUPPLIES



## Existing Raw NGL Pipeline

- Total length: 1,168 km
- Total throughput capacity: up to 4.8 mtpa
- Two parts:
  - Northern: connection between Gubkinskiy GPP<sup>(1)</sup>, Muravlenkovskiy GPP, Vyngapurovskiy GPP and Noyabrsk loading rack
  - Southern: connection between Belozerniy GPP, Nizhnevartovskiy GPP, Yuzhno-Balykiskiy GPP and Tobolsk GFU

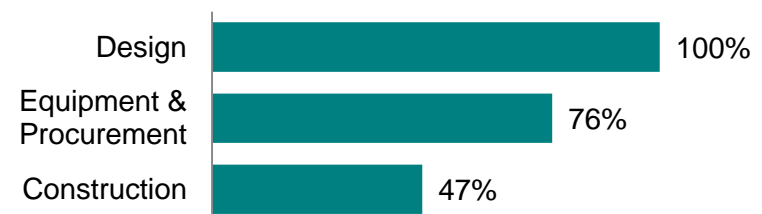



## New Pipeline

- Construction of a new 1,100 km raw NGL pipeline between Purovskiy GCP<sup>(2)</sup>, Noyabrsk loading rack, Yuzhno-Balykiskiy GPP (near Pyt-Yakh) and Tobolsk GFU
- Estimated throughput capacity:
  - c.4 mtpa (Purovskiy GCP – Noyabrsk loading rack)
  - c.5.5 mtpa (Noyabrsk loading rack – Yuzhno-Balykiskiy GPP)
  - c.8.0 mtpa (Yuzhno-Balykiskiy GPP – Tobolsk GFU)
- CapEx: ~RR 67 bln (excl. VAT) (RR 37 bln spent<sup>(3)</sup>)
- Expected launch: 2015

## Completion Stage

- 825 km constructed and tested:
  - 308 km from Purovskiy GCP to Noyabrsk loading rack (completed)
  - 378 km from Noyabrsk loading rack to Yuzhno-Balykiskiy GPP (completed)
  - 139 km from Yuzhno-Balykiskiy GPP to Tobolsk GFU (275 km left)
- Key suppliers:
  - Pipes: OAO ChelPipe, OAO TM Engineering
  - Pumps: Ruhrpumpen GmbH (mainline pipeline pumps), Hermetic Pumpen GmbH (hermetic pumps)
- Overall status as of 1 September 2013: 53%:





1. SIBUR At A Glance
2. Our Strategy

## 3. Tobolsk Production Site Is Core To Our Strategy

1. *Tobolsk Production Site: Key Facilities & Projects*
  2. *Tobolsk-Polymer Plant: Project Highlights*
  3. *Tobolsk-Polymer Plant: Key Products & Markets*
4. Vocabulary

# MAP OF TOBOLSK PRODUCTION SITE



INDUSTRIAL PORT

YUZHNO-BALYKSKIY  
GPP

STORAGE

IRTYSH RIVER

TOBOLSK

BUTADIENE  
PRODUCTION

GFU-1  
GFU-2

TOBOLSK-POLYMER

ISOBUTYLENE & MTBE  
PRODUCTION

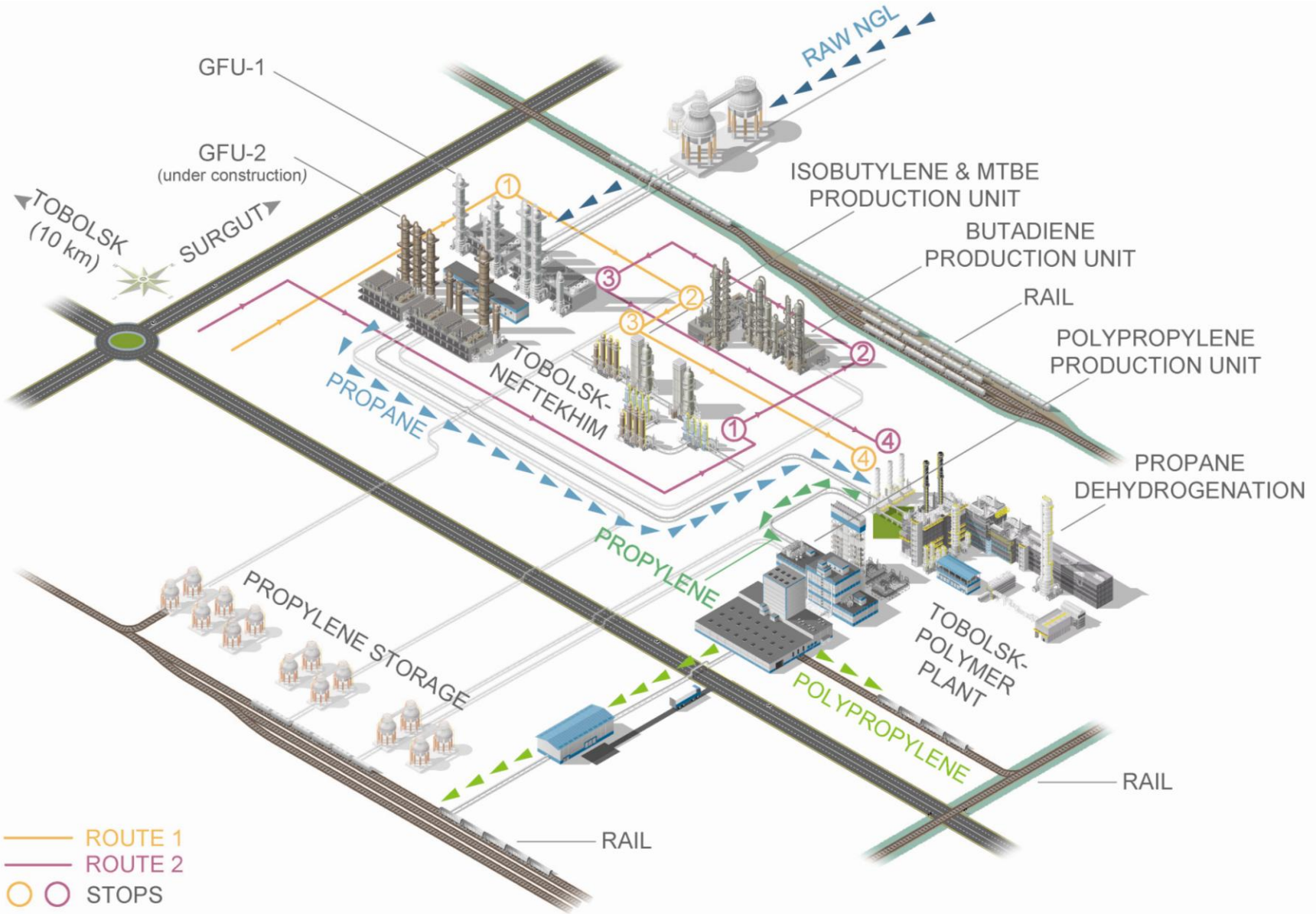
STORAGE



- Tobolsk-Neftekhim area: 1,176 hectares
- Existing raw NGL pipeline
- Raw NGL pipeline under construction

- Feedstock & Energy
- Petrochemicals
- Investment project
- Other facilities

# TOBOLSK PRODUCTION SITE — PANORAMIC VIEW



# TOBOLSK-NEFTEKHIM: EXISTING FACILITIES AND EXPANSION



## Key Existing Facilities

- Gas fractionation unit (GFU-1):
  - Processing capacity of 3.8 mtpa of raw NGL
  - Commissioned in 1984
  - Latest modernisation in 2011
  - Feedstock supplies via Purovsk – Pyt-Yakh – Tobolsk raw NGL pipeline, inter alia from Yuzhno-Balykiski GPP
- MTBE production unit
  - Capacity of 150 ktpa
  - Commissioned in 1997
  - Latest modernisation in 2011
- Production of intermediate chemicals:
  - Butadiene production capacity of 207 ktpa
  - Isobutylene production capacity of 83 ktpa
  - Isobutane-isobutylene fraction (IIF) production capacity of 185 ktpa

## Expansion & New Construction

- Construction of a second GFU
  - Expansion of raw NGL fractionation capacity to 6.6 mtpa
  - Support growing volumes of raw NGL supplies through the new pipeline
  - CapEx: ~ RR 14 bln (excl. VAT) (RR 9 bln spent<sup>(1)</sup>)
  - Expected launch: 2014
- Propane purification facility construction
- Railway infrastructure expansion

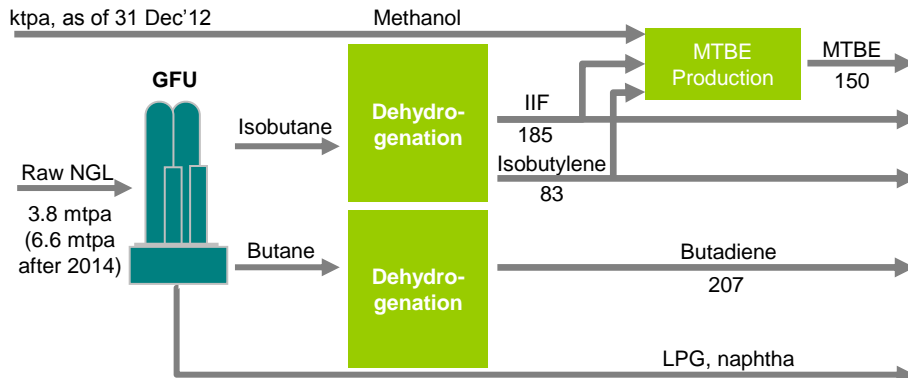
## Second GFU Completion Stage

1 September 2013

Overall status: 79% completed



## Production Scheme



(1) As of 1 September 2013



# TOBOLSK-POLYMER IS AN IMPORTANT MILESTONE IN SIBUR STRATEGY IMPLEMENTATION



## Project Description

- Design capacity:
  - Propane dehydrogenation: 510,000 tonnes p.a. of propylene
  - Polypropylene (PP) production: 500,000 tonnes p.a.
- Leading global players involved:
  - Licensors: UOP, INEOS
  - EPC contactors: Tecnimont, LINDE
- CapEx: ~RR 60 bln (excl. VAT)

## Strategic Importance for SIBUR

### Advantageous feedstock access

- Growing supplies of raw NGL virtually stranded in the region
- Efficient feedstock delivery via own raw NGL pipeline
- Monetisation of stranded feedstock through petrochemicals production

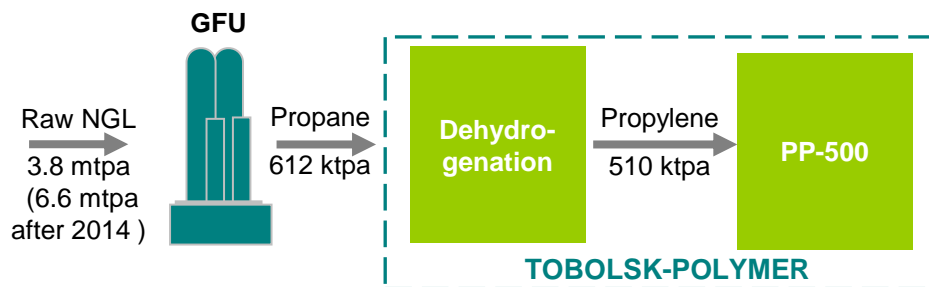
### Infrastructural synergies

- Infrastructure shared with existing production site (Tobolsk-Neftekhim)
- Close proximity to Tobolsk GFU – SIBUR`s main feedstock processing facility

### Market potential

- PP demand growth in Russia and CIS; import substitution
- Access to key export markets: Europe and Asia

## Production Scheme



## Strategic Importance for Russia

- Contribution to the development of Russian economy, inter alia through production of high-quality materials needed to upgrade and modernise the country's infrastructure
- Contribution to the development of the region`s economy, including creation of approximately 1,000 new jobs (incl. vendors and contractors)
- Tobolsk-Polymer is on the government's top-priority project list in the region
- Part of the government's APG utilisation programme





1. SIBUR At A Glance

2. Our Strategy

## 3. Tobolsk Production Site Is Core To Our Strategy

1. *Tobolsk Production Site: Key Facilities & Projects*

2. ***Tobolsk-Polymer Plant: Project Highlights***

3. *Tobolsk-Polymer Plant: Key Products & Markets*

4. Vocabulary

# TOBOLSK-POLYMER PLANT: PROJECT IMPLEMENTATION



## Key Facts

- 6,196 people involved at the peak stage of project implementation in Q3'12
- 15,485 tons of piles immersed
- 18,124 tons of equipment assembled
- Equipment delivered by:
  - 18 vessels
  - 992 rail cars
  - 405 containers (20- and 40-foot)
  - 1,957 car trailers

## Dehydrogenation Equipment Delivery

- Delivered by sea from South Korea through Arkhangelsk sea port and through the northern sea route to the industrial port of Tobolsk
- The largest column designed to separate propane-propylene fractions required special treatment as its properties were:

Weight	Length	Diameter
1,094 tons	96 metres	11 metres

- Distance – 24,140 km (15,000 miles), 46 days in transit



- Shipment of the column from South Korea



- Transportation by a 1,800 tons vessel



- Delivery to the Tobolsk production site



- Mounting at the Tobolsk production site

# PROJECT IMPLEMENTATION IN PICTURES



2009



2010



2011

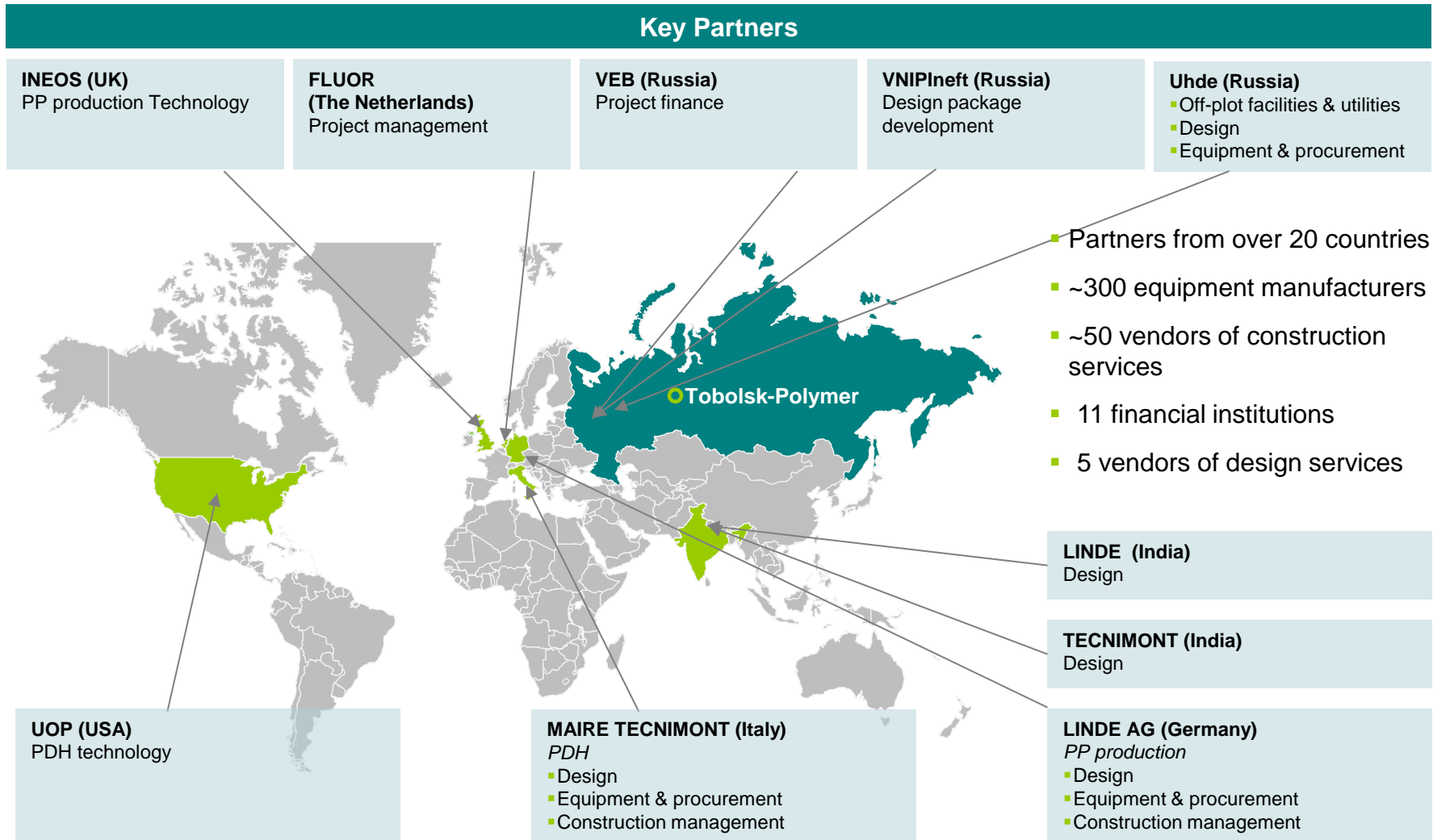



2012

# TOBOLSK-POLYMER IN 2013



# INVOLVEMENT OF PARTNERS FROM ALL OVER THE GLOBE



# AWARD WINNING BACK-TO-BACK FINANCING...



...for the construction of a polypropylene plant in Tobolsk with the annual capacity 500,000 tonnes p.a.



**VNESHECONOMBANK** Sole lender under the PF facility



Global Coordinator and Documentation Agent  
Initial MLA and Bookrunner  
Commercial Loan Facilities Agent



Initial MLA and Bookrunner  
Hermes Facility Agent  
SACE Facility Agent  
Hermes Agent



Initial MLA and Bookrunner



Initial MLA and Bookrunner  
SACE Agent



Mandated Lead Arranger



Mandated Lead Arranger



Initial MLA and Bookrunner

- Global Trade Review **“Best Deal of the year 2010”** (awarded to VEB as borrower)
- Global Trade Review **“Best Deal of the year 2010”** (awarded to VEB as borrower and on-lender)
- Trade Finance Magazine **“Deal of the year 2010”**
- EMEA Finance Magazine **“Best Deal of the Year 2010”**
- Project Finance Magazine **“Best Petrochemical Deal of the Year”**

...covered by



# TOBOLSK-POLYMER PLANT – ONE OF THE LARGEST PP FACILITIES GLOBALLY AND #1 IN CIS



## Tobolsk PDH Facility – #2 Globally

Company	Country	Propylene capacity, ktpa
PL Propylene	USA	658
<b>Tobolsk-Polymer</b>	<b>Russia</b>	<b>510</b>
Saudi Polyolefins Co.	Saudi Arabia	450
Advanced PC	Saudi Arabia	450
Al-Waha	Saudi Arabia	450
NATPET	Saudi Arabia	420
Propanchem	Spain	400


- Well-established globally on-purpose technology that requires modest capital investments and allows to capitalise on low cost feedstock and economies of scale
- In 2012, **15 PDH facilities** with cumulative annual capacity of **4.6 million tonnes** of propylene operated globally
- Tobolsk PDH facility is **the only one** in Russia and CIS

## Tobolsk PP Facility - One of the Largest Globally

Company	Country	Polypropylene capacity, ktpa
<b>Tobolsk-Polymer</b>	<b>Russia</b>	<b>500</b>
Shenhua Ningmei	China	500
Shenhua Ningmei	China	500
Ibn Zahr	Saudi Arabia	500
Chandra Asri PC	Indonesia	480
Total PC	Belgium	480
Al-Waha	Saudi Arabia	450

- In 2012, **370 PP production facilities** with cumulative annual capacity of **~70 million tonnes** of PP operated globally
- Average capacity** of PP facilities in Russia and CIS is **below 200 ktpa**

# TOBOLSK-POLYMER PLANT – SUSTAINABLE AND ENVIRONMENT-FRIENDLY APPROACH



## Environmental Impact Strictly Measured...

- Environmental impact is controlled by international consulting company ERM EURASIA
- The contract is in place through 2023
- Semi-annual audits during construction works and annual audits post commissioning
- Automatic facility to control air quality operates in Tobolsk city
- Regular laboratory control over air pollution at the sanitary-hygienic zone border planned



## ... and Minimised

- Tobolsk-Polymer production is equipped with high-tech filtration system to eliminate the risk of emissions in excess of permitted levels
- The production site is located 10 km to the north-east of Tobolsk in line with the wind rose, which provides for wind flows away from the city most of the time
- The production site uses secluded water clean-up system, which excludes water outflows to rivers, lakes and other surface or underground water basins
- Waste treatment facilities designed to have excess capacity to eliminate the risk of overloads





1. SIBUR at Glance

2. Our Strategy

## 3. Tobolsk Production Site Is Core To Our Strategy

1. *Tobolsk Production Site: Key Facilities & Projects*

2. *Tobolsk-Polymer Plant: Project Highlights*

**3. *Tobolsk-Polymer Plant: Key Products & Markets***

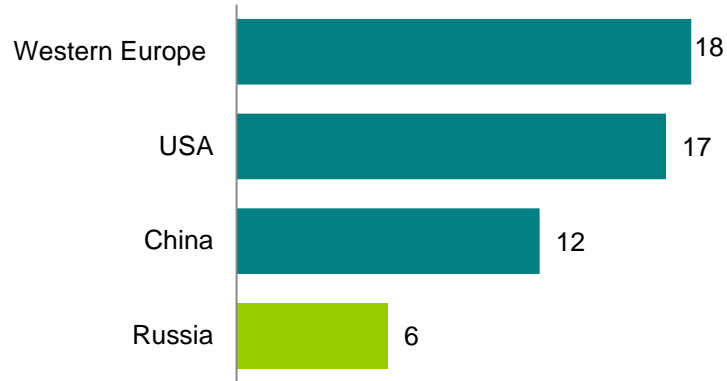
4. Vocabulary

# POLYPROPYLENE IS THE MOST WIDELY USED POLYMER...



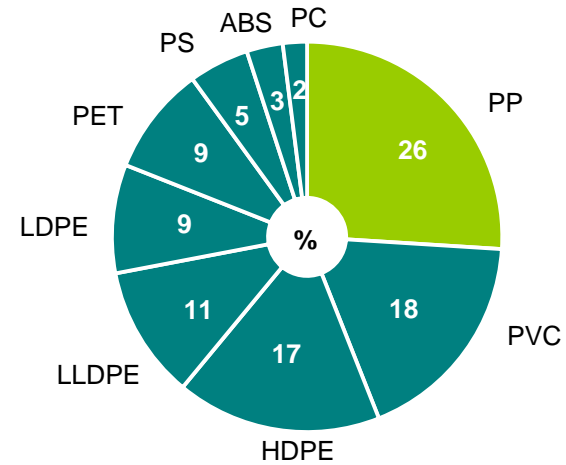
## Per Capita PP Consumption

kg

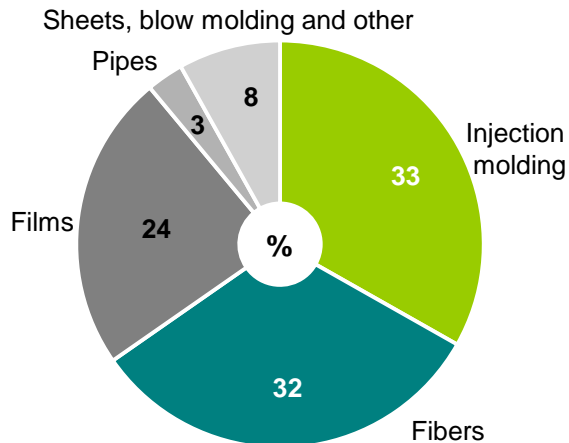


## Basic Polymers Global Consumption Split

2012 world PP consumption: **54 mln tonnes**



## Applications



Injection molding



Fibers



Films



Pipes



Sheets, blow molding and other



Source: IHS Chemical, SIBUR estimates

# ...ON ADVANTAGEOUS PROPERTIES



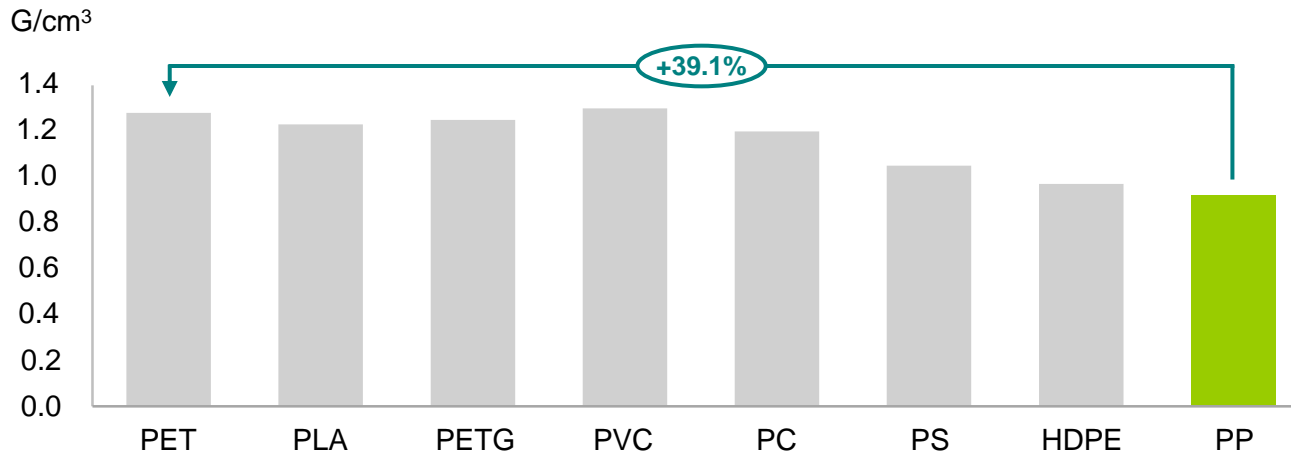
PP properties compared to:	PS	PC	PMMA	SAN	PET	PVC	Glass
Density	+	++	+	+	++	++	+++
Design flexibility	++	++	++	+	+	+	++
Scratch resistance	-	-	--	-	-	-	--
Relative cost per unit volume	+	++	+	+	+	+	+
Chemical resistance	+	+	+	+	+	+	--
O <sub>2</sub> barrier properties	+	+	--	-	--	-	-
H <sub>2</sub> O barrier properties	++	++	+	+	+	+	-

PP is +++ Superior ,++ Much better , + Better , - Worse , -- Much Worse

## Comments

- ✓
  - Low density
  - Design flexibility
  - High chemical resistance
- ✗ Excess O<sub>2</sub> exposure

## PP density compared to other materials



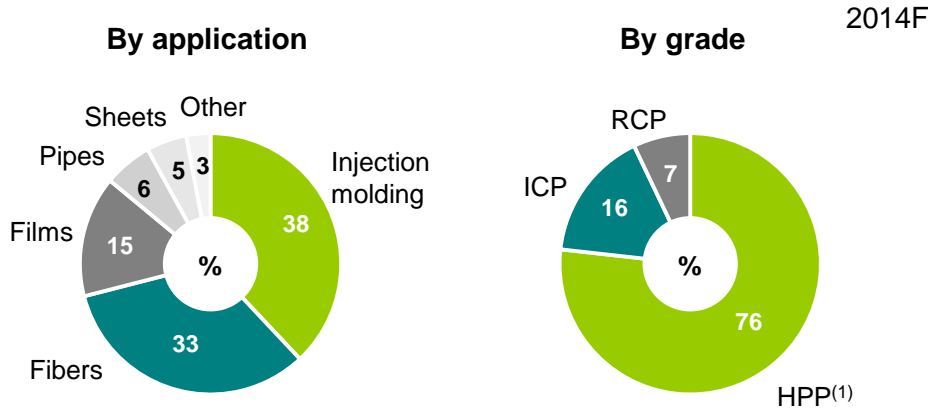
## Comments

- PP has a significant density advantage over other plastics
- Key for the areas where product weight is of great importance e.g. automotive industry, household appliances, packaging, FMCG

# TOBOLSK-POLYMER LAUNCH WILL TRIGGER MARKET SURPLUS

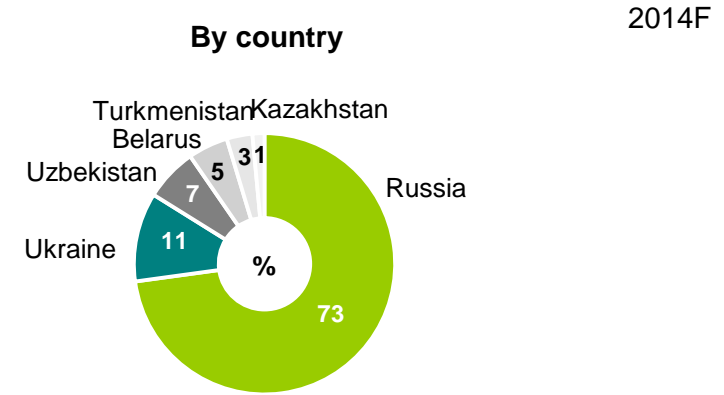


## CIS PP Consumption Split



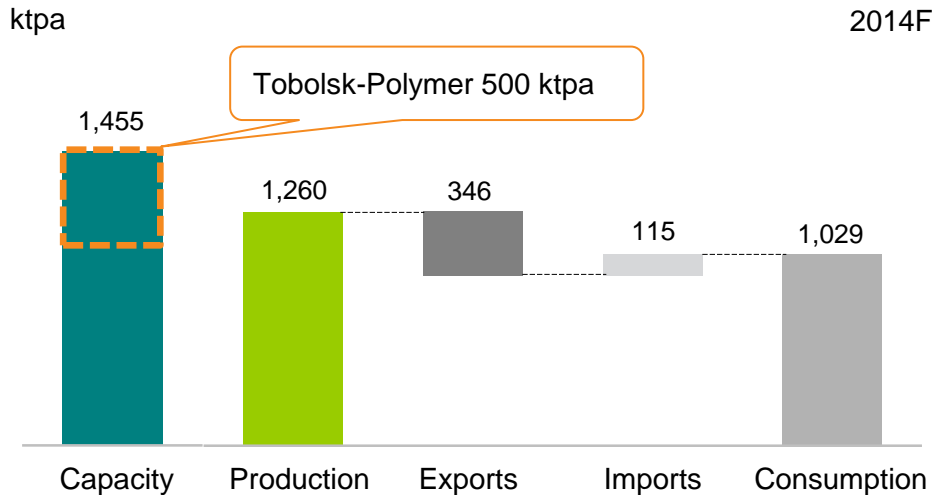
Total consumption of 1,350,000 tonnes

## CIS PP Consumption Split



Total consumption of 1,350,000 tonnes

## HPP in CIS



## Key Highlights


- PP demand in Russia is forecasted to grow at 4.2% CAGR through 2020
- Key applications are represented by production of injection moldings and fibers
- HPP accounts for 76% of total PP consumption in CIS
- In 2014 market will be in surplus due to Tobolsk-Polymer






Source: IHS Chemical, Market Report, SIBUR estimates

Notes:

(1) PP homopolymer.

# TOBOLSK-POLYMER GRADE RANGE IS GEARED TOWARDS BULK MARKET SEGMENTS



Segment	Application	Share in Tobolsk-Polymer production	Comments
FIBERS	Raffia  <ul style="list-style-type: none"> <li>Fibers, bags</li> </ul>	30%	<ul style="list-style-type: none"> <li>The largest segment in Russia and globally in terms of consumption</li> <li>Diverse range of manufacturers</li> </ul>
	Non-woven materials  <ul style="list-style-type: none"> <li>Non-woven materials used in road building, construction, furniture and fibres for agriculture</li> </ul>	15%	<ul style="list-style-type: none"> <li>Large segment</li> <li>Existing bottlenecks at Tomskneftekhim</li> </ul>
FILMS	 <ul style="list-style-type: none"> <li>BOPP-films</li> <li>Metallisation of films</li> </ul>	30%	<ul style="list-style-type: none"> <li>The second largest segment</li> <li>Internal processing at BIAXPLEN</li> </ul>
INJECTION MOLDING	 <ul style="list-style-type: none"> <li>Piece goods production for industrial and household purposes</li> </ul>	10%	<ul style="list-style-type: none"> <li>Diverse range of large and small manufacturers</li> <li>Export-oriented grade</li> </ul>
OTHER	 <ul style="list-style-type: none"> <li>Pipes, compounds, cast films, carpets, etc.</li> </ul>	15%	<ul style="list-style-type: none"> <li>Not to be produced by Tobolsk-Polymer in 2014</li> </ul>

# DEVELOPED SALES NETWORK ON KEY EXPORT MARKETS



## China

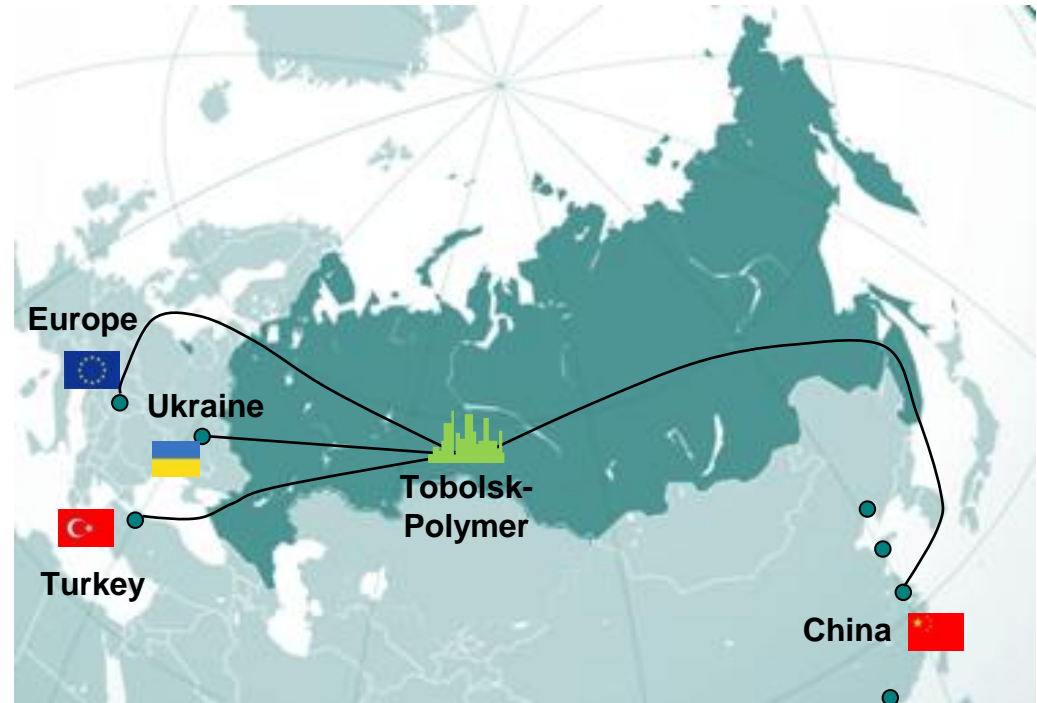
- Four sales desks located in main PP consuming centers in China:
  - Tianjin
  - Qingdao
  - Shanghai
  - Guangzhou

## Europe

- One sales office in Vienna


## Turkey and Ukraine

- One sales office in Istanbul
- One sales office in Kiev

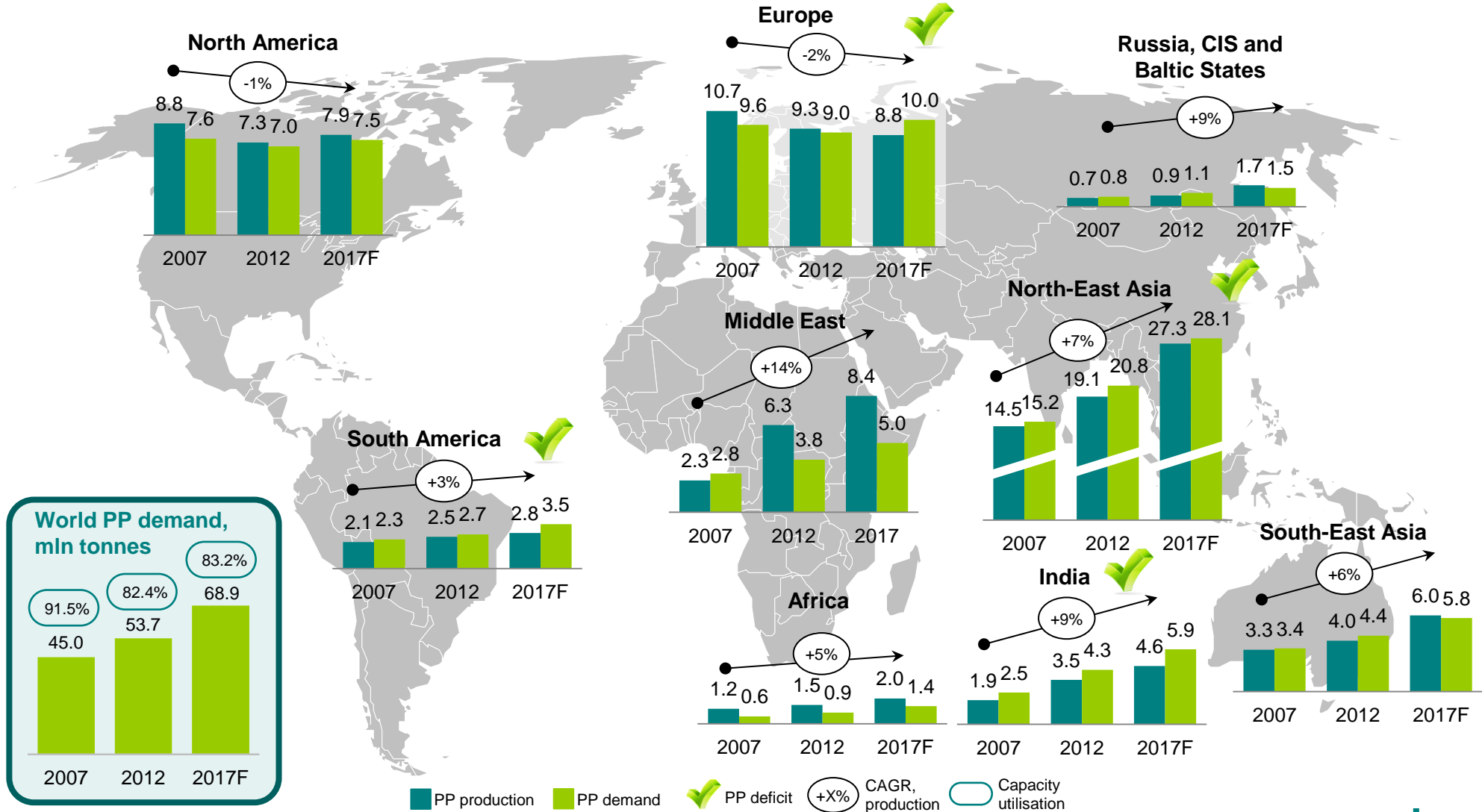


● SIBUR's sales offices / desks

# ASIAN AND EUROPEAN MARKETS EXPECTED TO BE KEY IMPORTERS OF PP GLOBALLY...



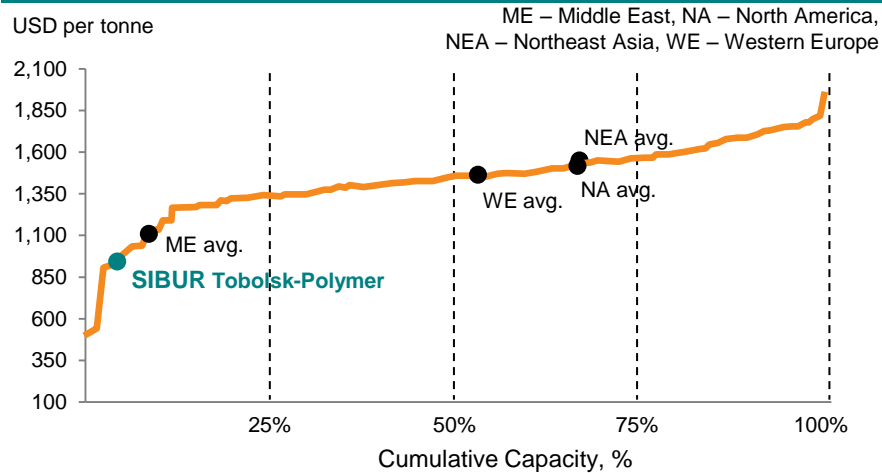
...however, additional competition will come from capacity additions in Middle East



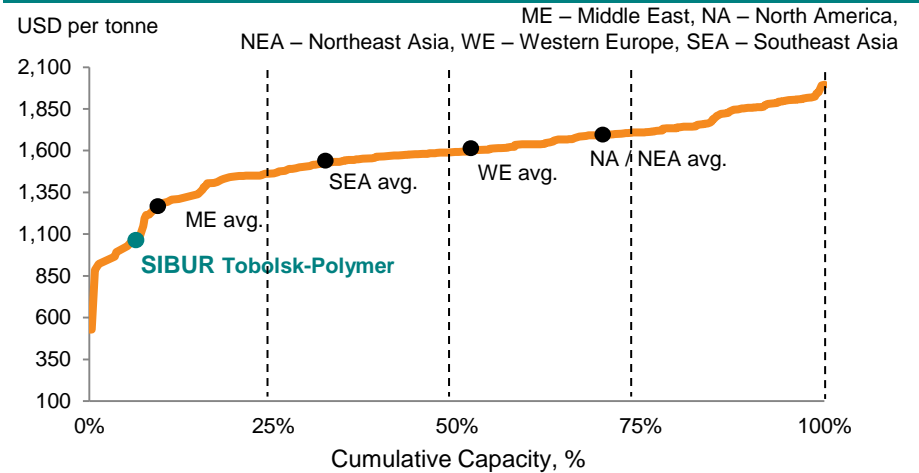
# TOBOLSK-POLYMER STRONG COMPETITIVE POSITION SUSTAINABLE IN THE LONG RUN



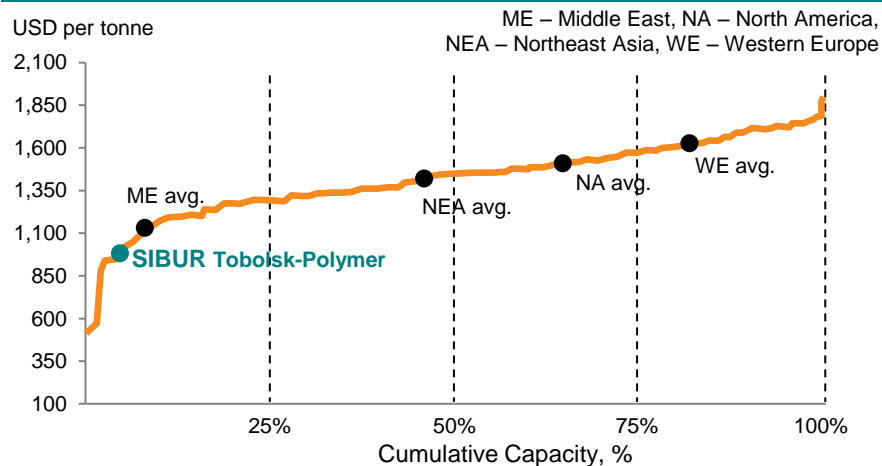
## PP Delivered to Western European Customers – 2013F



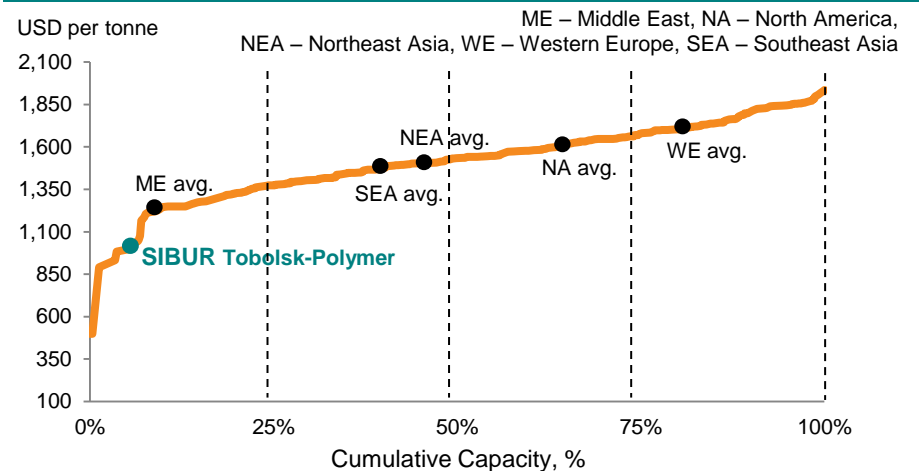
## PP Delivered to Western European Customers – 2018F



## PP Delivered to China Port – 2013F



## PP Delivered to China Port – 2018F







1. SIBUR At A Glance
2. Our Strategy
3. Tobolsk Production Site Is Core To Our Strategy
- 4. Appendices**



## Abbreviations

APG	Associated petroleum gas	JV	Joint venture
BR	Polybutadiene rubber	LLDPE	Linear low-density polyethylene
CAGR	Compound annual growth rate	LPG	Liquefied petroleum gas
CGTU	Complex gas treatment unit	NGLs	Natural gas liquids
CIS	Commonwealth of Independent States	PC	Polycarbonate
CTF	Central oil treatment facility	PDH	Propane dehydrogenation
CS	Compressor station	PET	Polyethylene terephthalate
ECA	Export credit agency	PETG	Polyethylene terephthalate glycol-modified
EPC	Engineering, procurement & construction	PLA	Polylactic acid
FEED	Front end engineering design	PMMA	Polymethyl methacrylate
FMCG	Fast moving consumer goods	PP	Polypropylene
GCP	Gas condensate plant	PS	Polystyrene
GFU	Gas fractionation unit	PVC	Polyvinyl chloride
GPP	Gas processing plant	Raw NGL	Raw natural gas liquid
HDPE	High-density polyethylene	RCP	Random copolymer
HPP	Homopolymer	SAN	Styrene-acrylonitrile resin
ICP	Impact copolymer	SBR	Styrene-butadiene rubber
LDPE	Low-density polyethylene	SBS	Styrene-butadiene-styrene
MTBE	Methyl tertiary butyl ether		

## Units

bln	Billion
ktpa	Thousand tonnes per annum
mtpa	Million tonnes per annum
RR	Russian rouble
tcm	Trillion cubic metres